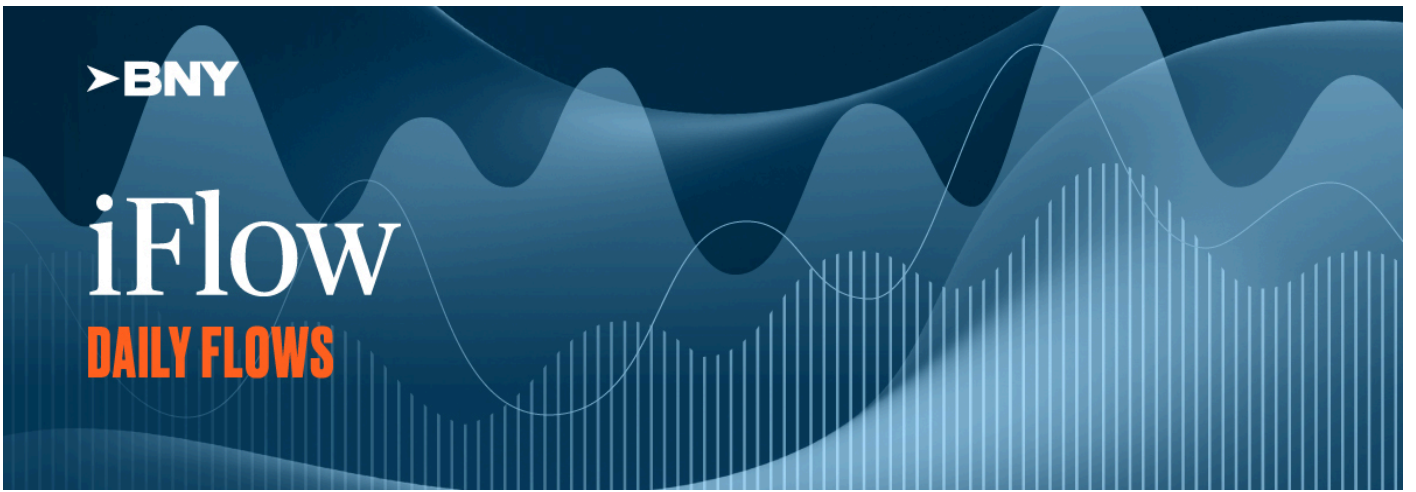


Can't read the email? [Click here.](#)



Daily Flows Highlights - October 22, 2024

iFlow Mood: Risk on.

iFlow Styles: Carry, Trend and Value increase, all maintaining neutral and non-significant levels.

Currencies:

- **G10+:** Moderate purchases of DKK, CHF, NOK, and CAD with light purchases of USD; Moderate sales of AUD, EUR, and SEK with light sales of GBP, NZD, and JPY.
- **LatAm:** Light purchases of PEN and CLP; Moderate sales of COP and MXN with light sales of BRL.
- **EMEA:** Moderate purchases of ZAR and CZK with light purchases of PLN, ILS, and HUF; Moderate sales of TRY.
- **APAC:** Moderate purchases of KRW and PHP with light purchases of HKD and MYR; Moderate sales of TWD, IDR, and CNY with light sales of SGD, THB, and INR.

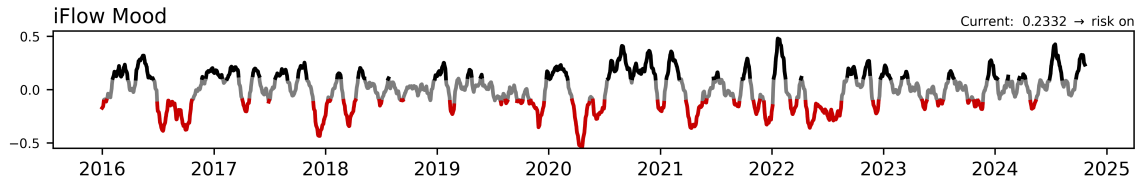
Fixed Income:

- **G10:** Significant purchases of Australia with light purchases of Great Britain, New Zealand, the United States, and Canada; Moderate sales of Eurozone and Denmark with light sales of Norway and Japan.
- **LatAm:** Moderate purchases of Argentina with light purchases of Peru, Brazil, and Chile; Light sales of Mexico.
- **EMEA:** Significant sales of South Africa with light sales of Russia.
- **APAC:** Moderate purchases of Indonesia with light purchases of Hong Kong; Moderate sales of Malaysia, China, and Philippines with light sales of Thailand, Singapore, and India.

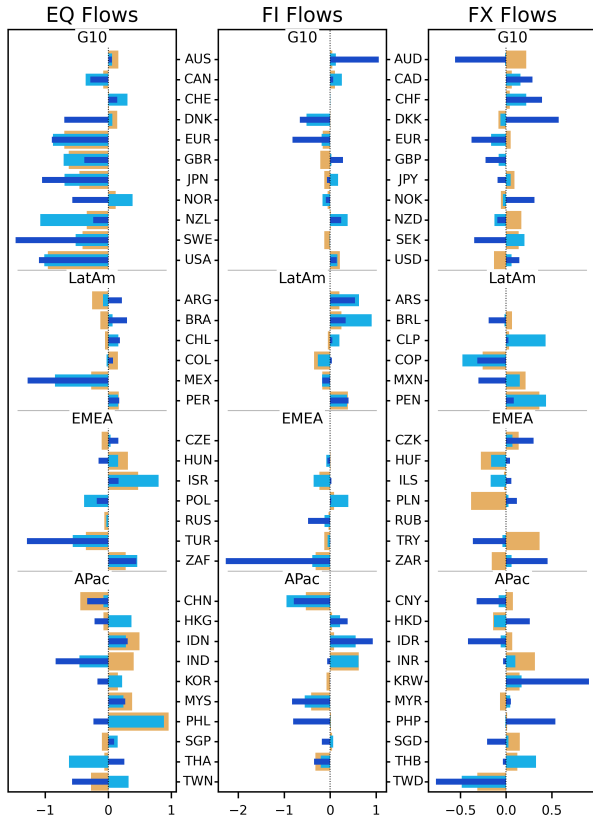
Equities:

- **Global Sectors:** Moderate selling across sectors, significantly in Industrials, Financials, and Information Technology; Light purchasing of Comm Services.
- **Regionally:** Significant selling in DM; Moderate selling in EM.

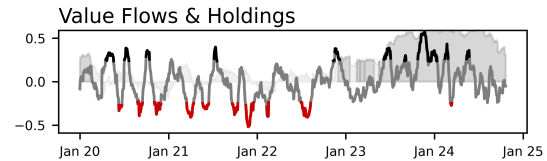
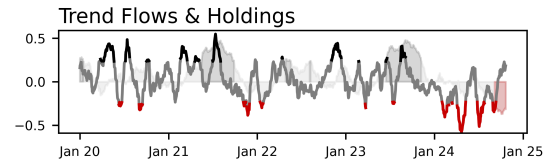
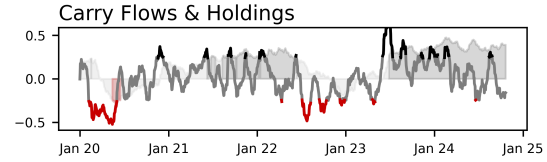
To enlarge iFlow Monitor, please click the image below.



iFlow Mood is the difference between global equity flows & core (Canada, France, Germany, Japan, Switzerland, US, UK) short duration flows
 Regimes: **risk on (Mood > 0.1)** **neutral (-0.1 < Mood < 0.1)** **risk off (Mood < -0.1)**

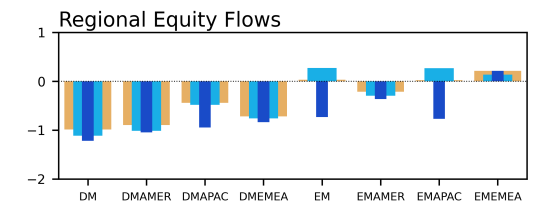
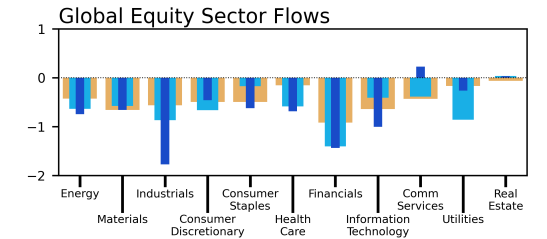


Bar charts: average flow over last **1 week** **1 month** **3 months**
 DM Amer: Canada, United States
 DM EMEA: Austria, Belgium, Denmark, Finland, France, Germany, Ireland, Israel, Italy, Netherlands, Norway, Portugal, Spain, Sweden, Switzerland, United Kingdom
 DM APac: Australia, Hong Kong, Japan, New Zealand, Singapore
 EM Amer: Argentina, Brazil, Chile, Colombia, Mexico, Peru
 EM EMEA: Czech Rep, Egypt, Greece, Hungary, Kuwait, Poland, Qatar, Russia, Saudi Arabia, South Africa, Turkey, United Arab Emirates
 EM APac: China, India, Indonesia, Korea, Malaysia, Pakistan, Philippines, Taiwan, Thailand
 Sources: BNY, MSCI, WM/Refinitiv
 Data as of 2024-10-21



Carry, Trend and Value signals are Spearman rank correlations between 20d flow or holdings & 5y yields, 50d / 200d momentum, & 1m / 3y average BIS Broad REER, respectively

Carry/Trend Significance
 — not significant (p > 0.2)
 — significant & positive
 — significant & negative



Please direct questions or comments to:

iFlow@bny.com

Please find below our Daily Flows update.

The charts at the top show iFlow Mood, a measure of investor preference for stocks or bonds, and two iFlow strategy flow/holdings series, Carry and Trend. High/low Mood readings indicate investor behavior is largely risk seeking/aversion. The strategy charts

denote strong/weak flows correlation with each investment style. We add holdings data to each, with grey/red corresponding to statistically significant high/low positioning.

Below the strategy charts, we show normalized aggregate flows of equity, sovereign bond and currencies for 34 economies (bottom right), and global equity flows sector and region (bottom left). The three bars in table show 1 week, 1 month and 3 month average scored flow.

For a detailed explanation of iFlow **Monitor** content [see here](#)

Disclaimer & Disclosures

We take our data protection and privacy responsibilities seriously and our privacy notice explains how we collect, use and share personal information in the course of our business activities. It can be accessed [here](#).

This email was sent to james.cohen@bnymellon.com, and was sent by The Bank of New York Mellon 240 Greenwich Street, New York NY 10286.

Your privacy is important to us. You can opt out from receiving future Newsletters by [unsubscribing via this link](#) at any time. You can also select the topics that you want to receive by [managing your subscription preferences](#).

This message was sent from an unmonitored email box. Please do not reply to this message.

[Contact Us](#) | iflow@bny.com

© 2024 The Bank of New York Mellon Corporation. All rights reserved.