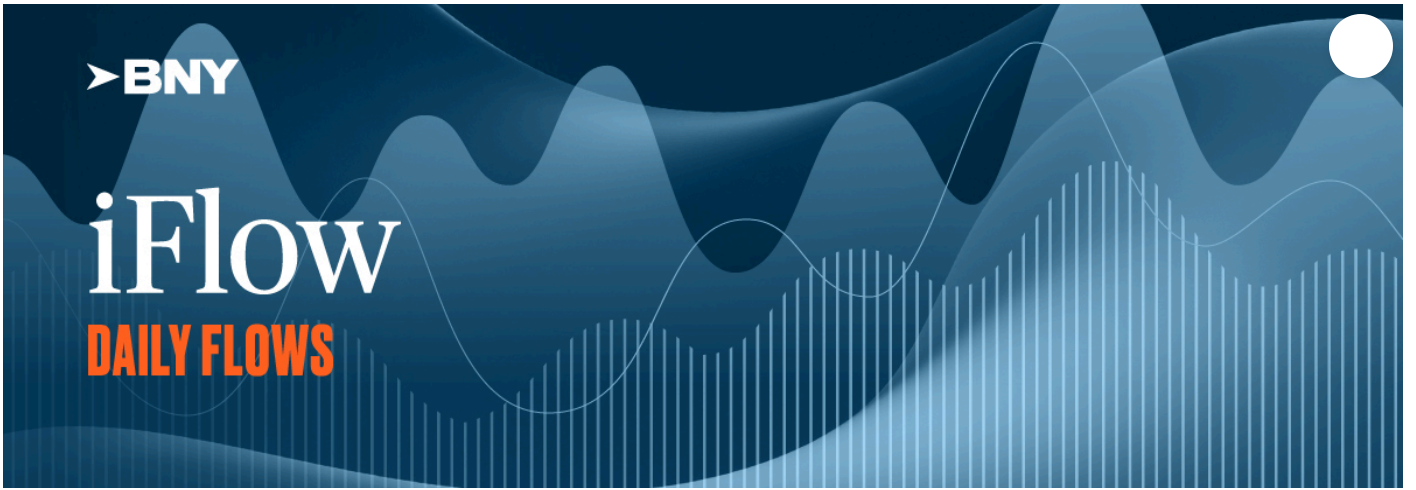


Can't read the email? [Click here.](#)



Daily Flows Highlights - October 25, 2024

iFlow Mood: Risk on.

iFlow Styles: Carry increases, maintaining neutral and non-significant levels. Trend and Value decrease, maintaining neutral and non-significant levels.

Currencies:

- **G10+:** Significant purchases of DKK, moderate purchases of USD and CHF, and light purchases of NOK; Moderate sales of EUR and GBP with light sales of AUD, JPY, SEK, and NZD.
- **LatAm:** Light purchases of CLP; Moderate sales of COP with light sales of MXN and BRL.
- **EMEA:** Moderate purchases of ZAR with light purchases of PLN, CZK, HUF, and ILS.
- **APAC:** Moderate purchases of PHP and KRW with light purchases of MYR; Moderate sales of SGD and TWD with light sales of IDR, THB, HKD, and CNY.

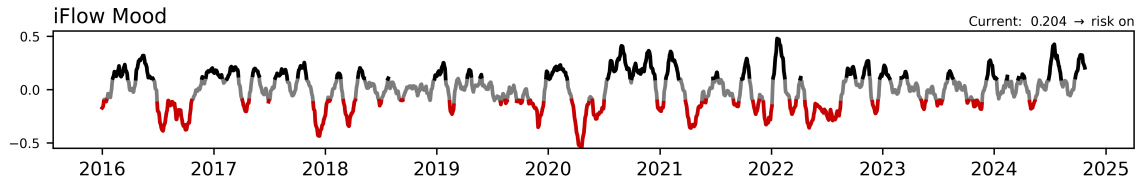
Fixed Income:

- **G10:** Moderate purchases of New Zealand and Australia with light purchases of the United States and Canada; Moderate sales of Denmark and Eurozone.
- **LatAm:** Moderate purchases of Peru with light purchases of Brazil; Light sales of Mexico, Chile, and Argentina.
- **EMEA:** Significant sales of South Africa, moderate sales of Poland, and light sales of Hungary and Israel.
- **APAC:** Moderate purchases of Hong Kong with light purchases of Indonesia; Moderate sales of China and Thailand with light sales of Malaysia, Singapore, India, and Philippines.

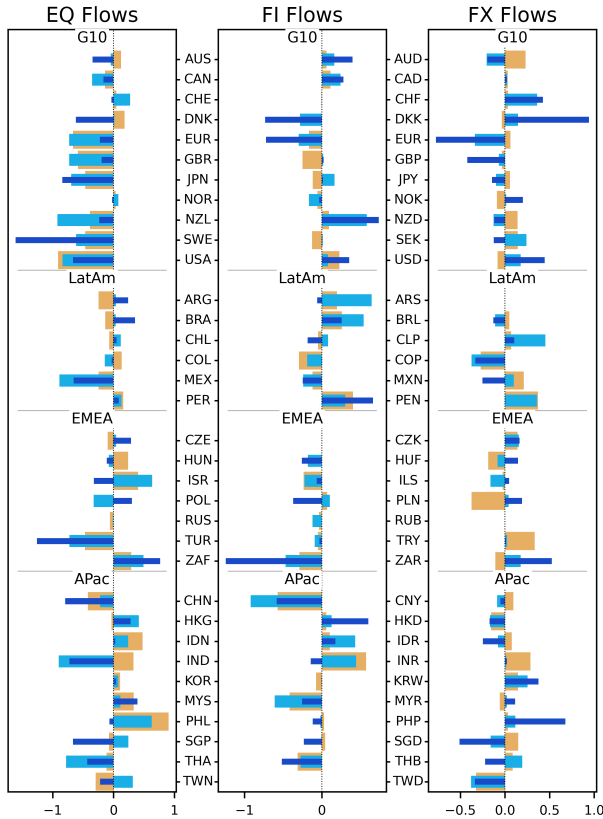
Equities:

- **Global Sectors:** Moderate to significant selling across sectors, significantly in Industrials, Health Care, and Materials.
- **Regionally:** Moderate selling in DM; Moderate purchasing in EM.

To enlarge iFlow Monitor, please click the image below.



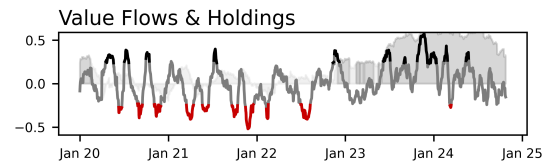
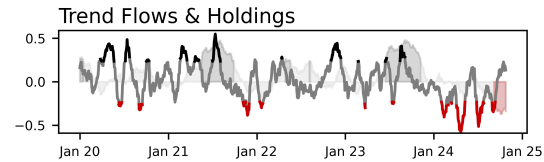
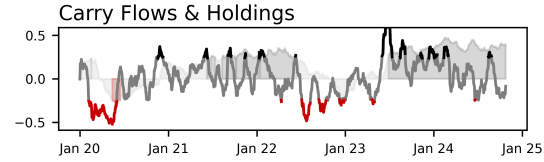
iFlow Mood is the difference between global equity flows & core (Canada, France, Germany, Japan, Switzerland, US, UK) short duration flows
 Regimes: **risk on (Mood > 0.1)** neutral (-0.1 < Mood < 0.1) **risk off (Mood < -0.1)**



Bar charts: average flow over last 1 week 1 month 3 months

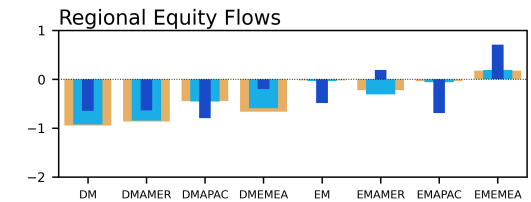
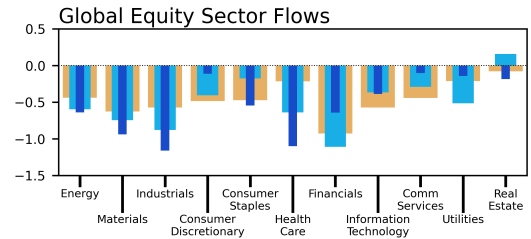
DM Amer: Canada, United States
 DM EMEA: Austria, Belgium, Denmark, Finland, France, Germany, Ireland, Israel, Italy, Netherlands, Norway, Portugal, Spain, Sweden, Switzerland, United Kingdom
 DM APac: Australia, Hong Kong, Japan, New Zealand, Singapore
 EM Amer: Argentina, Brazil, Chile, Colombia, Mexico, Peru
 EM EMEA: Czech Rep, Egypt, Greece, Hungary, Kuwait, Poland, Qatar, Russia, Saudi Arabia, South Africa, Turkey, United Arab Emirates
 EM APac: China, India, Indonesia, Korea, Malaysia, Pakistan, Philippines, Taiwan, Thailand

Sources: BNY, MSCI, WM/Refinitiv
 Data as of 2024-10-24



Carry, Trend and Value signals are Spearman rank correlations between 20d flow or holdings & 5y yields, 50d / 200d momentum, & 1m / 3y average BIS Broad REER, respectively

Carry/Trend Significance
 — not significant (p > 0.2)
 — significant & positive
 — significant & negative



Please direct questions or comments to:

iFlow@bny.com

Please find below our Daily Flows update.

The charts at the top show iFlow Mood, a measure of investor preference for stocks or bonds, and two iFlow strategy flow/holdings series, Carry and Trend. High/low Mood readings indicate investor behavior is largely risk seeking/aversion. The strategy charts

denote strong/weak flows correlation with each investment style. We add holdings data to each, with grey/red corresponding to statistically significant high/low positioning.

Below the strategy charts, we show normalized aggregate flows of equity, sovereign bond and currencies for 34 economies (bottom right), and global equity flows sector and region (bottom left). The three bars in table show 1 week, 1 month and 3 month average scored flow.

For a detailed explanation of iFlow **Monitor** content [see here](#)

Disclaimer & Disclosures

We take our data protection and privacy responsibilities seriously and our privacy notice explains how we collect, use and share personal information in the course of our business activities. It can be accessed [here](#).

This email was sent to james.cohen@bnymellon.com, and was sent by The Bank of New York Mellon 240 Greenwich Street, New York NY 10286.

Your privacy is important to us. You can opt out from receiving future Newsletters by [unsubscribing via this link](#) at any time. You can also select the topics that you want to receive by [managing your subscription preferences](#).

This message was sent from an unmonitored email box. Please do not reply to this message.

[Contact Us](#) | iflow@bny.com

© 2024 The Bank of New York Mellon Corporation. All rights reserved.