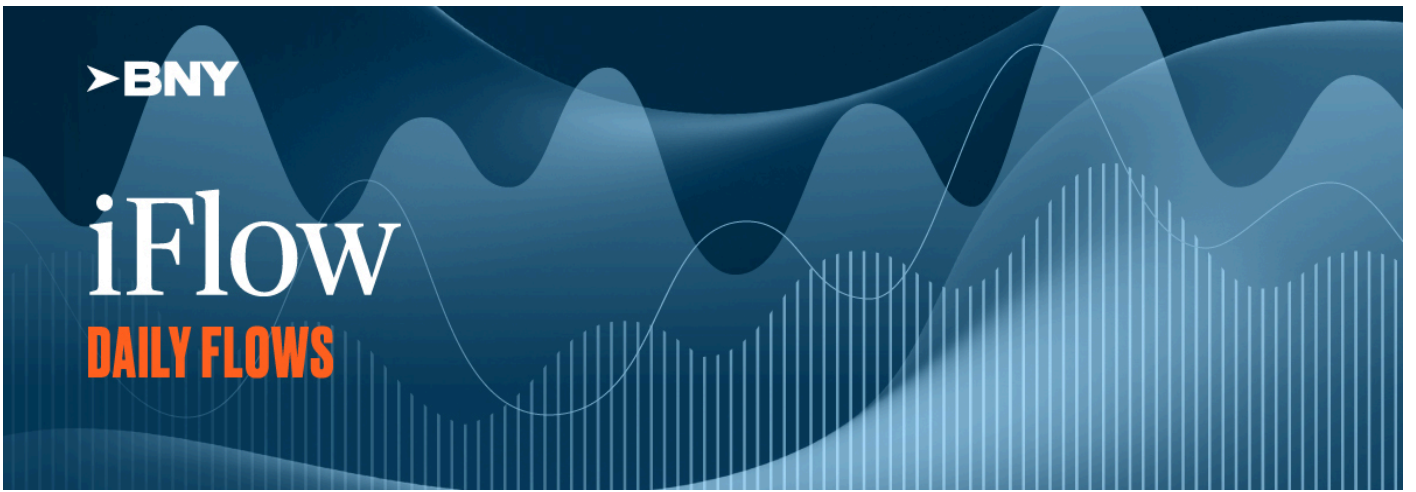


Can't read the email? [Click here.](#)



## Daily Flows Highlights - October 29, 2024

**iFlow Mood:** Risk on.

**iFlow Styles:** Carry decreases, maintaining neutral and non-significant levels. Trend and Value increase, maintaining neutral and non-significant levels.

### Currencies:

- **G10+**: Moderate purchases of DKK, USD, and CHF with light purchases of SEK and NOK; Moderate sales of EUR, CAD, and AUD with light sales of GBP, NZD, and JPY.
- **LatAm**: Moderate purchases of CLP with light purchases of PEN; Moderate sales of BRL with light sales of MXN and COP.
- **EMEA**: Moderate purchases of HUF and CZK with light purchases of ILS and ZAR; Light sales of PLN and TRY.
- **APAC**: Moderate purchases of KRW and PHP with light purchases of MYR; Moderate sales of HKD, SGD, and THB with light sales of CNY, INR, TWD, and IDR.

### Fixed Income:

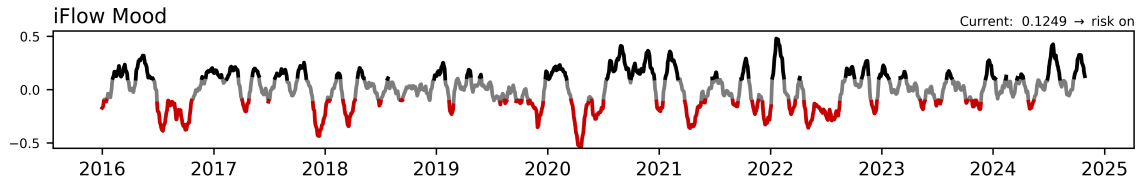
- **G10**: Significant purchases of New Zealand, moderate purchases of the United States, and light purchases of Australia, Canada, and Japan; Light sales of Great Britain, Eurozone, and Denmark.
- **LatAm**: Moderate purchases of Colombia and Peru with light purchases of Brazil; Light sales of Mexico, Argentina, and Chile.
- **EMEA**: Light purchases of South Africa; Significant sales of Poland, moderate sales of Hungary, with light sales of Israel and Turkey.
- **APAC**: Light purchases of Hong Kong; Moderate sales of China with light sales of Malaysia, Thailand, Indonesia, Philippines, Singapore, and India.

### Equities:

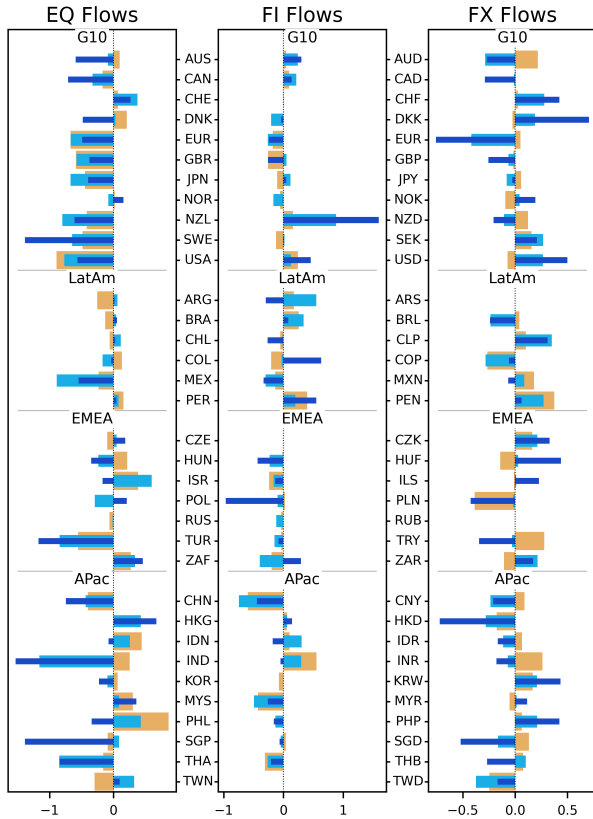
- **Global Sectors**: Moderate selling across sectors, significantly in Health Care and Industrials.
- **Regionally**: Moderate selling in DM; Light purchasing in EM.

---

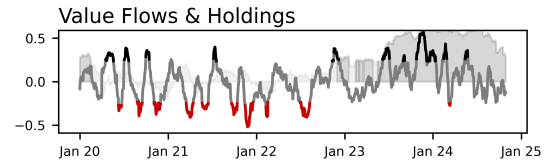
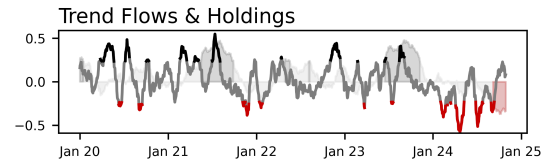
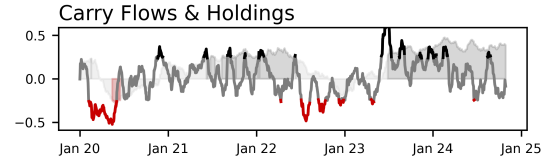
To enlarge iFlow Monitor, please click the image below.



iFlow Mood is the difference between global equity flows & core (Canada, France, Germany, Japan, Switzerland, US, UK) short duration flows  
 Regimes: **risk on (Mood > 0.1)** **neutral (-0.1 < Mood < 0.1)** **risk off (Mood < -0.1)**

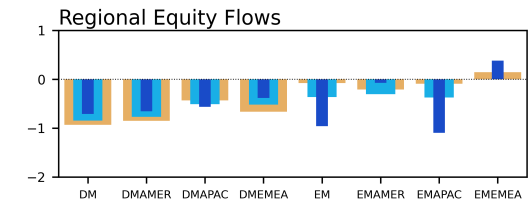
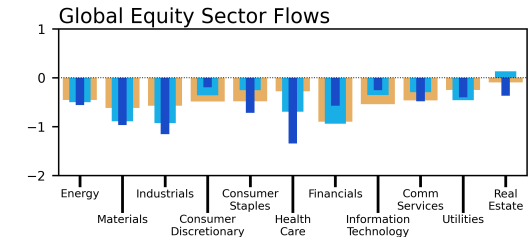


Bar charts: average flow over last **1 week** **1 month** **3 months**  
 DM Amer: Canada, United States  
 DM EMEA: Austria, Belgium, Denmark, Finland, France, Germany, Ireland, Israel, Italy, Netherlands, Norway, Portugal, Spain, Sweden, Switzerland, United Kingdom  
 DM APac: Australia, Hong Kong, Japan, New Zealand, Singapore  
 EM Amer: Argentina, Brazil, Chile, Colombia, Mexico, Peru  
 EM EMEA: Czech Rep, Egypt, Greece, Hungary, Kuwait, Poland, Qatar, Russia, Saudi Arabia, South Africa, Turkey, United Arab Emirates  
 EM APac: China, India, Indonesia, Korea, Malaysia, Pakistan, Philippines, Taiwan, Thailand  
 Sources: BNY, MSCI, WM/Refinitiv  
 Data as of 2024-10-28



Carry, Trend and Value signals are Spearman rank correlations between 20d flow or holdings & 5y yields, 50d / 200d momentum, & 1m / 3y average BIS Broad REER, respectively

Carry/Trend Significance  
 — not significant (p > 0.2)  
 — significant & positive  
 — significant & negative



Please direct questions or comments to:

[iFlow@bny.com](mailto:iFlow@bny.com)

**Please find below our Daily Flows update.**

The charts at the top show iFlow Mood, a measure of investor preference for stocks or bonds, and two iFlow strategy flow/holdings series, Carry and Trend. High/low Mood readings indicate investor behavior is largely risk seeking/aversion. The strategy charts

denote strong/weak flows correlation with each investment style. We add holdings data to each, with grey/red corresponding to statistically significant high/low positioning.

Below the strategy charts, we show normalized aggregate flows of equity, sovereign bond and currencies for 34 economies (bottom right), and global equity flows sector and region (bottom left). The three bars in table show 1 week, 1 month and 3 month average scored flow.

For a detailed explanation of iFlow **Monitor** content [see here](#)

---

## Disclaimer & Disclosures

We take our data protection and privacy responsibilities seriously and our privacy notice explains how we collect, use and share personal information in the course of our business activities. It can be accessed [here](#).

This email was sent to [james.cohen@bnymellon.com](mailto:james.cohen@bnymellon.com), and was sent by The Bank of New York Mellon 240 Greenwich Street, New York NY 10286.

Your privacy is important to us. You can opt out from receiving future Newsletters by [unsubscribing via this link](#) at any time. You can also select the topics that you want to receive by [managing your subscription preferences](#).

This message was sent from an unmonitored email box. Please do not reply to this message.

[Contact Us](#) | [iflow@bny.com](mailto:iflow@bny.com)

© 2024 The Bank of New York Mellon Corporation. All rights reserved.