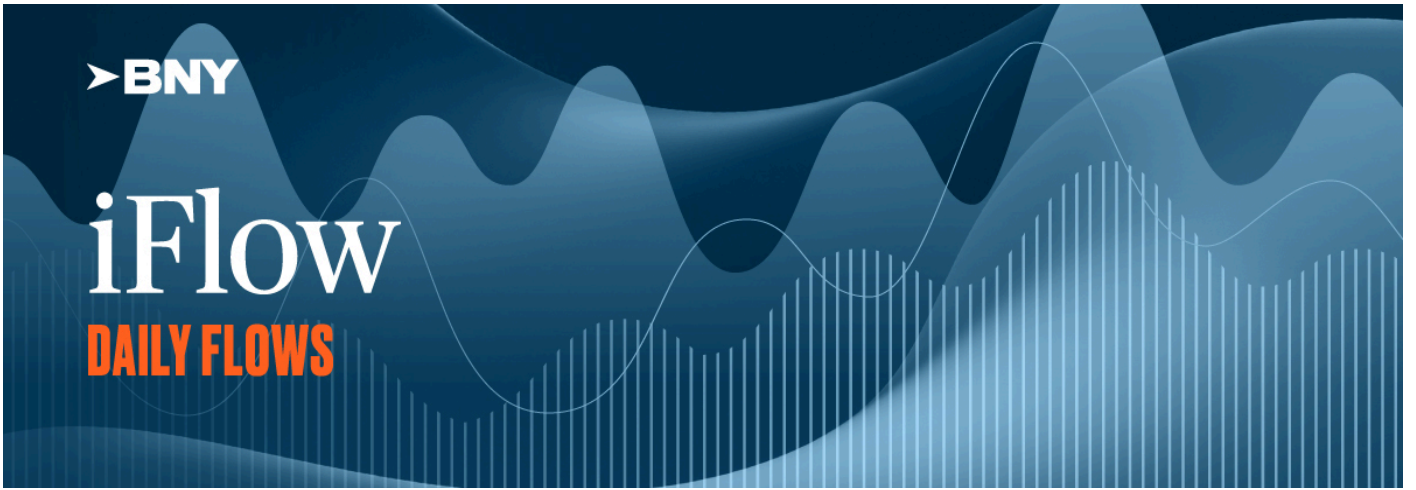


Can't read the email? [Click here.](#)



Daily Flows Highlights - October 31, 2024

iFlow Mood: Risk neutral.

iFlow Styles: Carry decreases, maintaining neutral and non-significant levels. Trend and Value increase, maintaining neutral and non-significant levels.

Currencies:

- **G10+:** Moderate purchases of CHF, SEK, JPY, and NOK with light purchases of GBP and USD; Moderate sales of EUR and CAD with light sales of NZD and AUD.
- **LatAm:** Moderate purchases of CLP with light purchases of PEN; Moderate sales of BRL with light sales of COP and MXN.
- **EMEA:** Moderate purchases of HUF, ILS, and CZK; Moderate sales of PLN and TRY with light sales of ZAR.
- **APAC:** Moderate purchases of KRW and PHP with light purchases of MYR; Moderate sales of HKD, INR, and IDR with light sales of SGD, CNY, THB, and TWD.

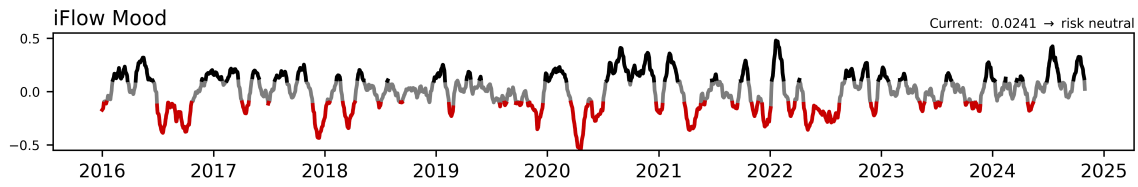
Fixed Income:

- **G10:** Significant purchases of New Zealand, moderate purchases of the United States, and light purchases of Australia and Eurozone; Light sales of Canada, Denmark, and Great Britain.
- **LatAm:** Moderate purchases of Colombia with light purchases of Peru; Moderate sales of Mexico and Argentina with light sales of Brazil.
- **EMEA:** Moderate purchases of South Africa; Significant sales of Poland, moderate sales of Hungary, and light sales of Turkey and Israel.
- **APAC:** Moderate purchases of India with light purchases of Singapore; Moderate sales of Thailand and Philippines with light sales of Indonesia, Malaysia, and China.

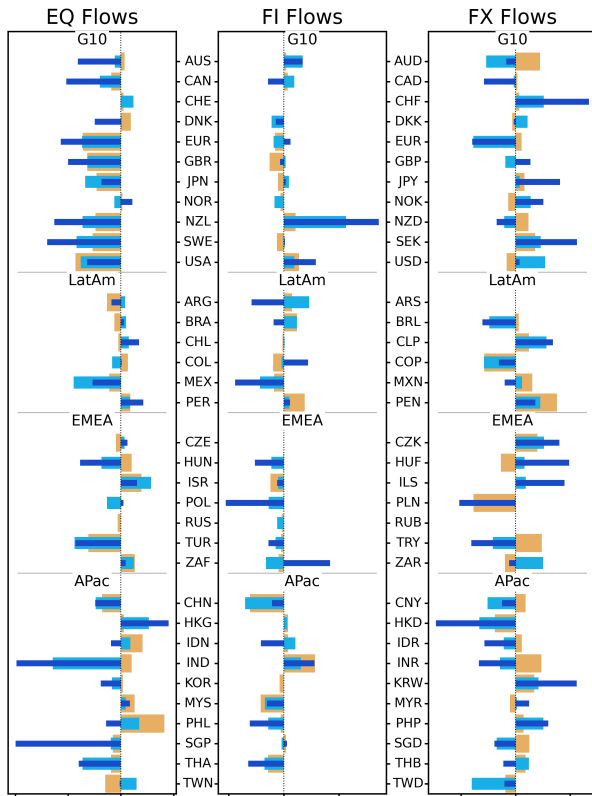
Equities:

- **Global Sectors:** Moderate to significant selling across sectors, significantly in Health Care, Consumer Staples, and Materials.
- **Regionally:** Significant selling in DM; Significant selling in EM.

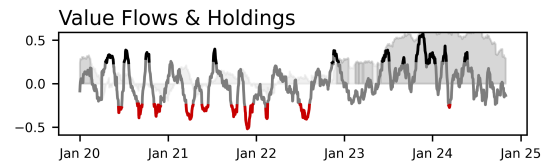
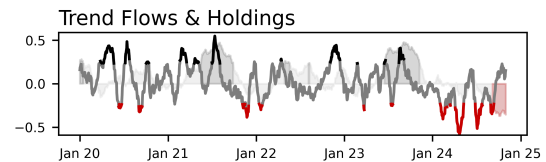
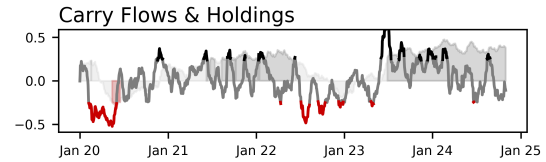
To enlarge iFlow Monitor, please click the image below.



iFlow Mood is the difference between global equity flows & core (Canada, France, Germany, Japan, Switzerland, US, UK) short duration flows
 Regimes: **risk on (Mood > 0.1)** **neutral (-0.1 < Mood < 0.1)** **risk off (Mood < -0.1)**

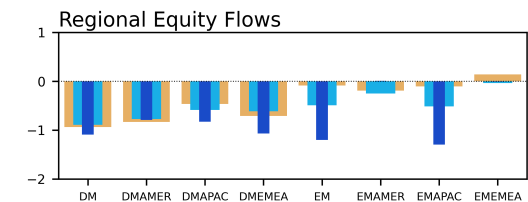
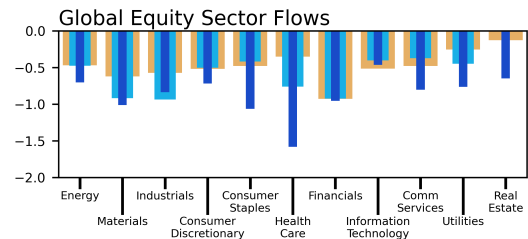


Sources: BNY, MSCI, WM/Refinitiv
 Data as of 2024-10-30



Carry, Trend and Value signals are Spearman rank correlations between 20d flow or holdings & 5y yields, 50d / 200d momentum, & 1m / 3y average BIS Broad REER, respectively

Carry/Trend Significance
 — not significant (p > 0.2)
 — significant & positive
 — significant & negative



Please direct questions or comments to:

iFlow@bny.com

Please find below our Daily Flows update.

The charts at the top show iFlow Mood, a measure of investor preference for stocks or bonds, and two iFlow strategy flow/holdings series, Carry and Trend. High/low Mood readings indicate investor behavior is largely risk seeking/aversion. The strategy charts

denote strong/weak flows correlation with each investment style. We add holdings data to each, with grey/red corresponding to statistically significant high/low positioning.

Below the strategy charts, we show normalized aggregate flows of equity, sovereign bond and currencies for 34 economies (bottom right), and global equity flows sector and region (bottom left). The three bars in table show 1 week, 1 month and 3 month average scored flow.

For a detailed explanation of iFlow **Monitor** content [see here](#)

Disclaimer & Disclosures

We take our data protection and privacy responsibilities seriously and our privacy notice explains how we collect, use and share personal information in the course of our business activities. It can be accessed [here](#).

This email was sent to james.cohen@bnymellon.com, and was sent by The Bank of New York Mellon 240 Greenwich Street, New York NY 10286.

Your privacy is important to us. You can opt out from receiving future Newsletters by [unsubscribing via this link](#) at any time. You can also select the topics that you want to receive by [managing your subscription preferences](#).

This message was sent from an unmonitored email box. Please do not reply to this message.

[Contact Us](#) | iflow@bny.com

© 2024 The Bank of New York Mellon Corporation. All rights reserved.