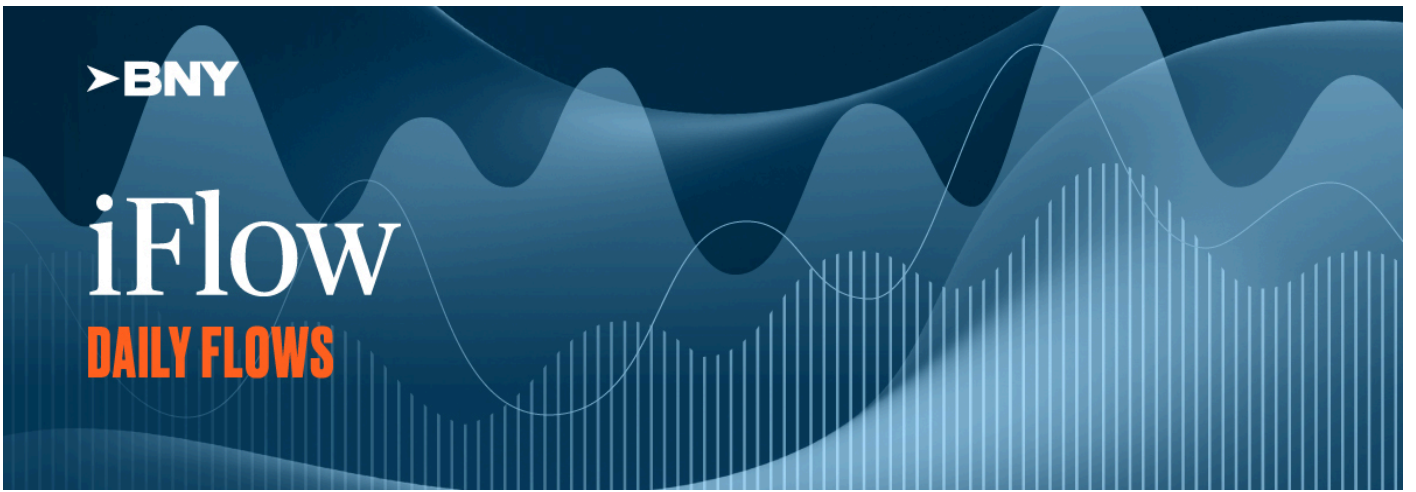


Can't read the email? [Click here.](#)



## Daily Flows Highlights - November 05, 2024

**iFlow Mood:** Risk neutral.

**iFlow Styles:** Carry and Value decrease, maintaining neutral and non-significant levels.  
Trend increases, maintaining significant and positive levels.

### Currencies:

- **G10+**: Moderate purchases of CHF, AUD, and SEK with light purchases of GBP, JPY, EUR, and DKK; Moderate sales of CAD, NZD, and NOK with light sales of USD.
- **LatAm**: Light purchases of CLP and PEN; Moderate sales of COP with light sales of MXN and BRL.
- **EMEA**: Moderate purchases of ILS, CZK, and HUF; Moderate sales of PLN with light sales of ZAR and TRY.
- **APAC**: Moderate purchases of CNY and KRW with light purchases of PHP, THB, TWD, IDR and MYR; Moderate sales of HKD and INR with light sales of SGD.

### Fixed Income:

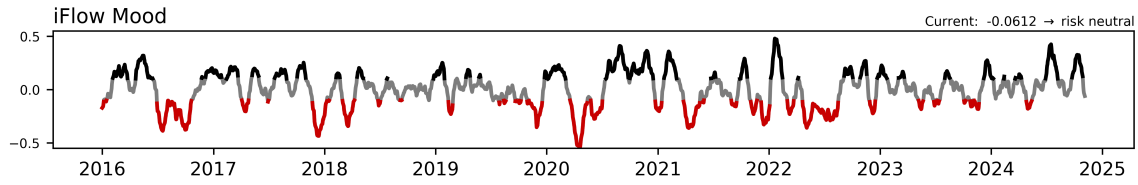
- **G10**: Significant purchases of New Zealand with light purchases of the United States; Light sales of Australia, Great Britain, and Denmark.
- **LatAm**: Light purchases of Peru; Significant sales of Mexico, moderate sales of Argentina, Brazil, and Colombia, and light sales of Chile.
- **EMEA**: Light purchases of South Africa; Moderate sales of Israel, Turkey, and Poland with light sales of Hungary.
- **APAC**: Significant purchases of India with light purchases of Singapore; Significant sales of Thailand and Philippines, moderate sales of Indonesia and China, and light sales of Malaysia.

### Equities:

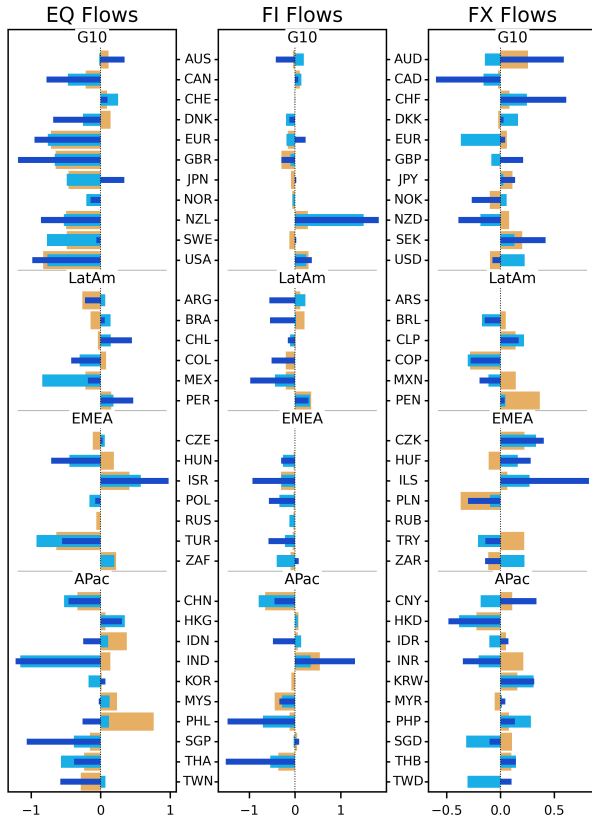
- **Global Sectors**: Light to moderate selling across sectors, significantly in Consumer Discretionary, Materials, and Information Technology.
- **Regionally**: Significant selling in DM; Significant selling in EM.

---

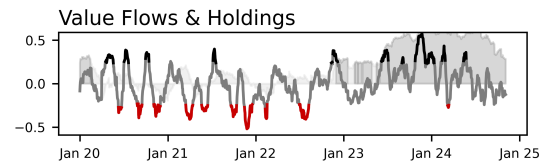
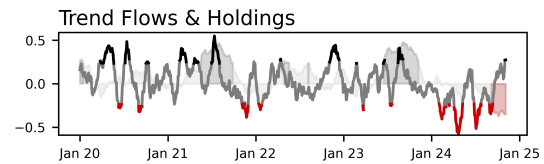
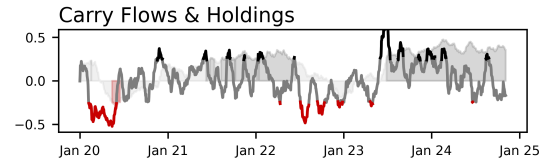
To enlarge iFlow Monitor, please click the image below.



iFlow Mood is the difference between global equity flows & core (Canada, France, Germany, Japan, Switzerland, US, UK) short duration flows  
 Regimes: **risk on (Mood > 0.1)** **neutral (-0.1 < Mood < 0.1)** **risk off (Mood < -0.1)**

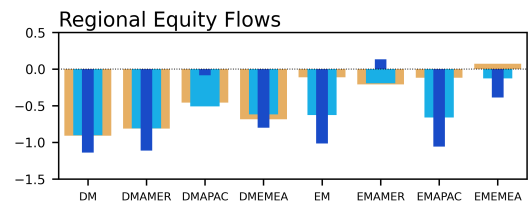
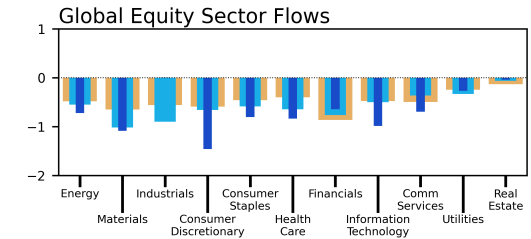


Bar charts: average flow over last **1 week** **1 month** **3 months**  
 DM Amer: Canada, United States  
 DM EMEA: Austria, Belgium, Denmark, Finland, France, Germany, Ireland, Israel, Italy, Netherlands, Norway, Portugal, Spain, Sweden, Switzerland, United Kingdom  
 DM APac: Australia, Hong Kong, Japan, New Zealand, Singapore  
 EM Amer: Argentina, Brazil, Chile, Colombia, Mexico, Peru  
 EM EMEA: Czech Rep, Egypt, Greece, Hungary, Kuwait, Poland, Qatar, Russia, Saudi Arabia, South Africa, Turkey, United Arab Emirates  
 EM APac: China, India, Indonesia, Korea, Malaysia, Pakistan, Philippines, Taiwan, Thailand  
 Sources: BNY, MSCI, WM/Refinitiv  
 Data as of 2024-11-04



Carry, Trend and Value signals are Spearman rank correlations between 20d flow or holdings & 5y yields, 50d / 200d momentum, & 1m / 3y average BIS Broad REER, respectively

Carry/Trend Significance  
 — not significant (p > 0.2)  
 — significant & positive  
 — significant & negative



Please direct questions or comments to:

[iFlow@bny.com](mailto:iFlow@bny.com)

**Please find below our Daily Flows update.**

The charts at the top show iFlow Mood, a measure of investor preference for stocks or bonds, and two iFlow strategy flow/holdings series, Carry and Trend. High/low Mood readings indicate investor behavior is largely risk seeking/aversion. The strategy charts

denote strong/weak flows correlation with each investment style. We add holdings data to each, with grey/red corresponding to statistically significant high/low positioning.

Below the strategy charts, we show normalized aggregate flows of equity, sovereign bond and currencies for 34 economies (bottom right), and global equity flows sector and region (bottom left). The three bars in table show 1 week, 1 month and 3 month average scored flow.

For a detailed explanation of iFlow **Monitor** content [see here](#)

---

## Disclaimer & Disclosures

We take our data protection and privacy responsibilities seriously and our privacy notice explains how we collect, use and share personal information in the course of our business activities. It can be accessed [here](#).

This email was sent to [james.cohen@bnymellon.com](mailto:james.cohen@bnymellon.com), and was sent by The Bank of New York Mellon 240 Greenwich Street, New York NY 10286.

Your privacy is important to us. You can opt out from receiving future Newsletters by [unsubscribing via this link](#) at any time. You can also select the topics that you want to receive by [managing your subscription preferences](#).

This message was sent from an unmonitored email box. Please do not reply to this message.

[Contact Us](#) | [iflow@bny.com](mailto:iflow@bny.com)

© 2024 The Bank of New York Mellon Corporation. All rights reserved.