



## Daily Flows Highlights - October 16, 2024

**iFlow Mood:** Risk on.

**iFlow Styles:** Carry, Trend, and Value continue to increase, all maintaining neutral and non-significant levels.

### Currencies:

- **G10+:** Light purchases of USD, JPY, SEK, and NOK; Moderate sales of DKK, EUR, and CHF with light sales of AUD, NZD, GBP, and CAD.
- **LatAm:** Moderate purchases of CLP with light purchases of MXN; Moderate sales of COP with light sales of BRL and PEN.
- **EMEA:** Moderate purchases of ZAR and CZK with light purchases of TRY; Light sales of HUF.
- **APAC:** Moderate purchases of THB with light purchases of PHP; Moderate sales of CNY, SGD, HKD, TWD, and INR with light sales of MYR and IDR.

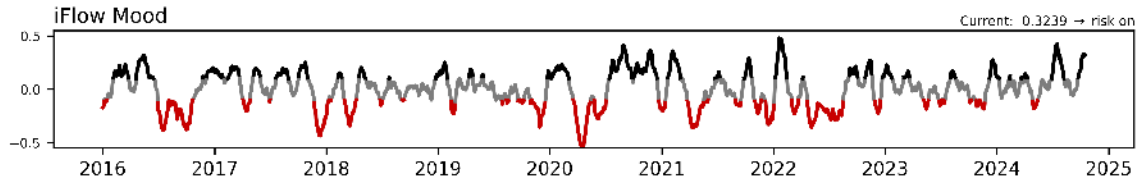
### Fixed Income:

- **G10:** Significant purchases of New Zealand with light purchases of Canada and Eurozone; Light sales of Great Britain, Japan, and the United States.
- **LatAm:** Moderate purchases of Argentina with light purchases of Brazil, Peru, and Chile; Light sales of Mexico and Colombia.
- **EMEA:** Light purchases of Poland; Light sales of Hungary and Turkey.
- **APAC:** Moderate purchases of Indonesia with light purchases of India; Significant sales of China, moderate sales of Philippines, and light sales of Hong Kong and Thailand.

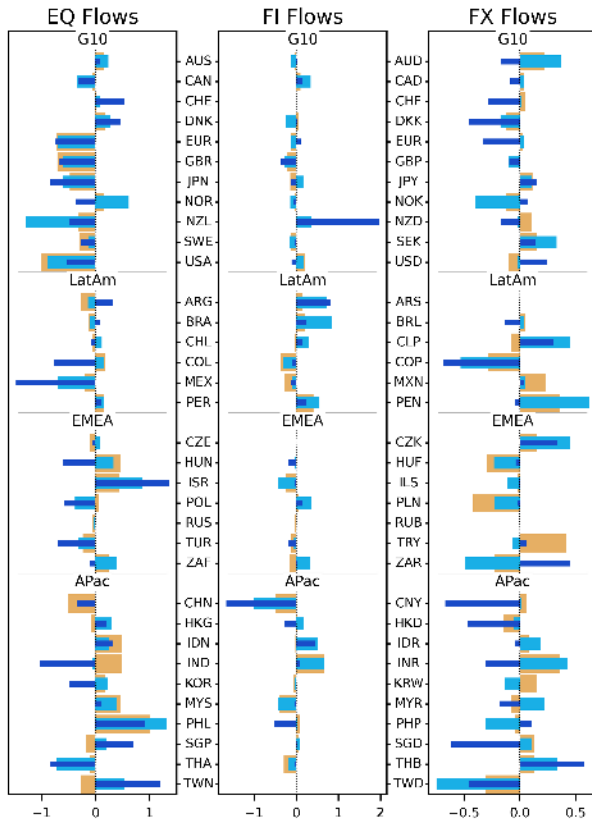
### Equities:

- **Global Sectors:** Significant selling across sectors, significantly in Materials and Industrials; Light purchasing of Health Care, Real Estate, and Information Technology.
- **Regionally:** Moderate selling in DM; Light purchasing in EM.

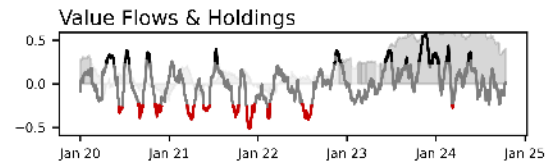
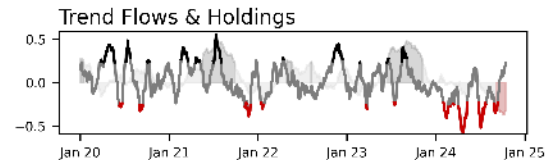
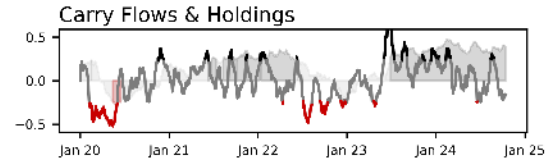
To enlarge iFlow Monitor, please click the image below.



iFlow Mood is the difference between global equity flows & core (Canada, France, Germany, Japan, Switzerland, US, UK) short duration flows  
Regimes: **risk on (Mood > 0.1)** neutral (-0.1 < Mood < 0.1) **risk off (Mood < -0.1)**

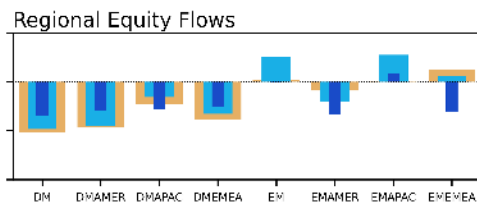
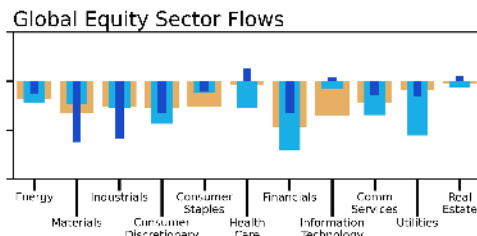


Bar charts: average flow over last 1 week 1 month 3 months  
DM Amer: Canada, United States  
DM EMEA: Austria, Belgium, Denmark, Finland, France, Germany, Ireland, Israel, Italy, Netherlands, Norway, Portugal, Spain, Sweden, Switzerland, United Kingdom  
DM APac: Australia, Hong Kong, Japan, New Zealand, Singapore  
EM Amer: Argentina, Brazil, Chile, Colombia, Mexico, Peru  
EM EMEA: Czech Rep, Egypt, Greece, Hungary, Kuwait, Poland, Qatar, Russia, Saudi Arabia, South Africa, Turkey, United Arab Emirates  
EM APac: China, India, Indonesia, Korea, Malaysia, Pakistan, Philippines, Taiwan, Thailand  
Sources: BNY, MSCI, WM/Refinitiv  
Data as of 2024-10-15



Carry, Trend and Value signals are Spearman rank correlations between 2bd flow or holdings & 5y yields, 50d / 200d momentum, & 1m / 3y average BIS Broad REER, respectively

Carry/Trend Significance  
— not significant (p > 0.2)  
— significant & positive  
— significant & negative



Please direct questions or comments to:

[iFlow@bny.com](mailto:iFlow@bny.com)

Please find below our Daily Flows update.

The charts at the top show iFlow Mood, a measure of investor preference for stocks or bonds, and two iFlow strategy flow/holdings series, Carry and Trend. High/low Mood readings indicate investor behavior is largely risk seeking/aversion. The strategy charts denote strong/weak flows correlation with each investment style. We add holdings data to each, with grey/red corresponding to statistically significant high/low positioning.

Below the strategy charts, we show normalized aggregate flows of equity, sovereign bond and currencies for 34 economies (bottom right), and global equity flows sector and region (bottom left). The three bars in table show 1 week, 1 month and 3 month average scored flow.

For a detailed explanation of iFlow **Monitor** content [see here](#)

---

## Disclaimer & Disclosures

We take our data protection and privacy responsibilities seriously and our privacy notice explains how we collect, use and share personal information in the course of our business activities. It can be accessed [here](#).

This email was sent to [james.cohen@bnymellon.com](mailto:james.cohen@bnymellon.com), and was sent by The Bank of New York Mellon 240 Greenwich Street, New York NY 10286.

Your privacy is important to us. You can opt out from receiving future Newsletters by unsubscribing via [this link](#) at any time. You can also select the topics that you want to receive by [managing your subscription preferences](#).

This message was sent from an unmonitored email box. Please do not reply to this message.

[Contact Us](#) | [iflow@bny.com](mailto:iflow@bny.com)

© 2024 The Bank of New York Mellon Corporation. All rights reserved.