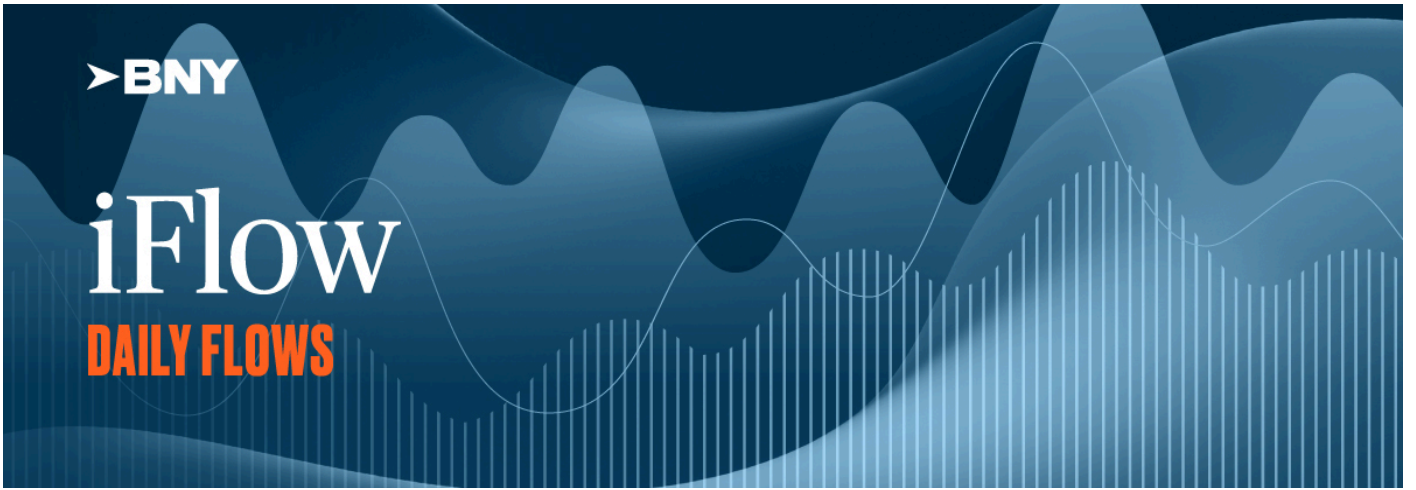


Can't read the email? [Click here.](#)



Daily Flows Highlights - November 11, 2024

iFlow Mood: Risk neutral.

iFlow Styles: Carry decreases, moving to significant and negative levels. Trend decreases, although moves to significant and positive levels. Value decreases, maintaining neutral and non-significant levels.

Currencies:

- **G10+:** Moderate purchases of JPY, USD, DKK, and AUD with light purchases of CHF, SEK, and NOK; Moderate sales of EUR and GBP with light sales of NZD and CAD.
- **LatAm:** Moderate purchases of MXN; Light sales of CLP and PEN.
- **EMEA:** Moderate purchases of ILS with light purchases of HUF and CZK; Moderate sales of PLN with light sales of ZAR.
- **APAC:** Moderate purchases of THB with light purchases of IDR; Significant sales of SGD, moderate sales of HKD and INR, and light sales of TWD, PHP, and KRW.

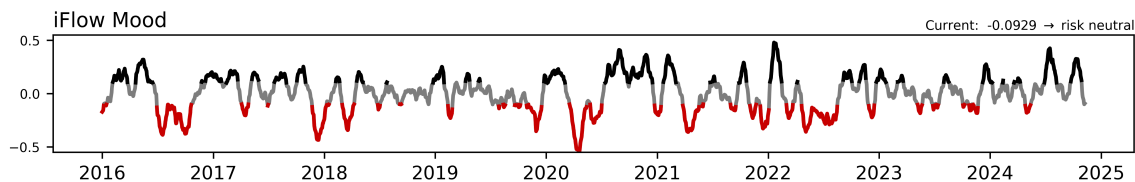
Fixed Income:

- **G10:** Moderate purchases of the United States with light purchases of New Zealand, Switzerland, and Japan; Moderate sales of Great Britain, Canada, and Denmark.
- **LatAm:** Light purchases of Brazil with light purchases of Peru; Moderate sales of Colombia, Mexico, and Argentina with light sales of Chile.
- **EMEA:** Light purchases of Turkey; Moderate sales of Israel with light sales of Hungary, South Africa, and Poland.
- **APAC:** Moderate purchases of India with light purchases of Singapore, Hong Kong, and Korea; Moderate sales of Thailand and Philippines with light sales of China and Indonesia.

Equities:

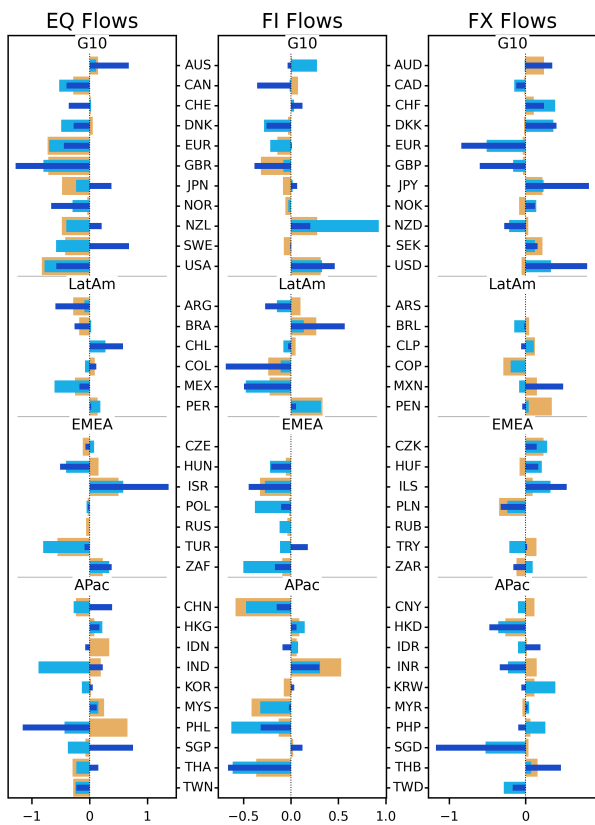
- **Global Sectors:** Light to moderate selling across sectors, significantly in Materials, Consumer Staples, and Health Care; Light purchasing of Real Estate and Financials.
- **Regionally:** Moderate selling in DM; Light purchasing in EM.

To enlarge iFlow Monitor, please click the image below.



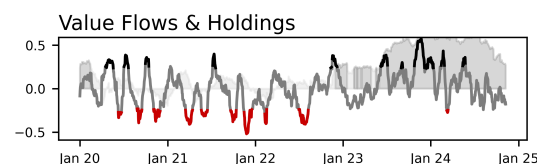
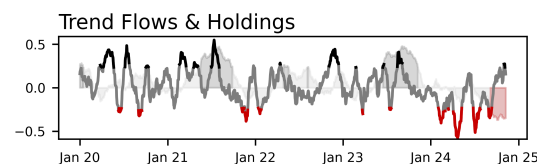
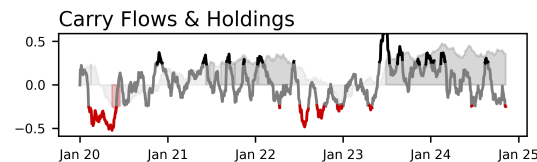
iFlow Mood is the difference between global equity flows & core (Canada, France, Germany, Japan, Switzerland, US, UK) short duration flows

Regimes: **risk on (Mood > 0.1)** neutral (-0.1 < Mood < 0.1) **risk off (Mood < -0.1)**



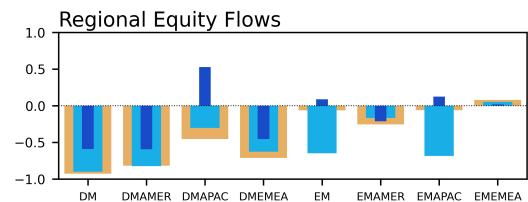
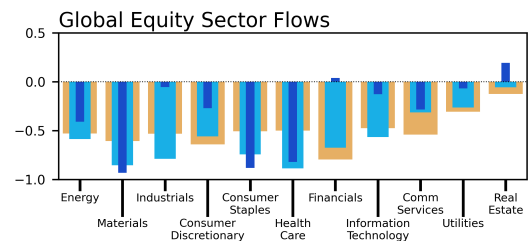
DM Amer: Canada, United States
 DM EMEA: Austria, Belgium, Denmark, Finland, France, Germany, Ireland, Israel, Italy, Netherlands, Norway, Portugal, Spain, Sweden, Switzerland, United Kingdom
 DM APac: Australia, Hong Kong, Japan, New Zealand, Singapore
 EM Amer: Argentina, Brazil, Chile, Colombia, Mexico, Peru
 EM EMEA: Czech Rep, Egypt, Greece, Hungary, Kuwait, Poland, Qatar, Russia, Saudi Arabia, South Africa, Turkey, United Arab Emirates
 EM APac: China, India, Indonesia, Korea, Malaysia, Pakistan, Philippines, Taiwan, Thailand

Sources: BNY, MSCI, WM/Refinitiv
 Data as of 2024-11-08



Carry, Trend and Value signals are Spearman rank correlations between 20d flow or holdings & 5y yields, 50d / 200d momentum, & 1m / 3y average BIS Broad REER, respectively

Carry/Trend Significance
 — not significant (p > 0.2)
 — significant & positive
 — significant & negative



Please direct questions or comments to:

iFlow@bny.com

Please find below our Daily Flows update.

The charts at the top show iFlow Mood, a measure of investor preference for stocks or bonds, and two iFlow strategy flow/holdings series, Carry and Trend. High/low Mood readings indicate investor behavior is largely risk seeking/aversion. The strategy charts

denote strong/weak flows correlation with each investment style. We add holdings data to each, with grey/red corresponding to statistically significant high/low positioning.

Below the strategy charts, we show normalized aggregate flows of equity, sovereign bond and currencies for 34 economies (bottom right), and global equity flows sector and region (bottom left). The three bars in table show 1 week, 1 month and 3 month average scored flow.

For a detailed explanation of iFlow **Monitor** content [see here](#)

Disclaimer & Disclosures

We take our data protection and privacy responsibilities seriously and our privacy notice explains how we collect, use and share personal information in the course of our business activities. It can be accessed [here](#).

This email was sent to james.cohen@bnymellon.com, and was sent by The Bank of New York Mellon 240 Greenwich Street, New York NY 10286.

Your privacy is important to us. You can opt out from receiving future Newsletters by [unsubscribing via this link](#) at any time. You can also select the topics that you want to receive by [managing your subscription preferences](#).

This message was sent from an unmonitored email box. Please do not reply to this message.

[Contact Us](#) | iflow@bny.com

© 2024 The Bank of New York Mellon Corporation. All rights reserved.