



DAILY FLOWS

iFlow

Daily Flows Highlights - January 02, 2025

iFlow Mood: Risk off.

iFlow Styles: Carry decreases, maintaining neutral and non-significant levels; Trend and Value increase, maintaining neutral and non-significant levels.

Currencies:

- **G10+:** Moderate purchases of CAD, SEK, NOK, and GBP with light purchases of JPY and DKK; Moderate sales of EUR and AUD with light sales of CHF and NZD.
- **LatAm:** Light purchases of COP and CLP; Light sales of MXN and BRL.
- **EMEA:** Light purchases of PLN and ZAR; Moderate sales of ILS and TRY.
- **APAC:** Moderate purchases of HKD and TWD with light purchases of SGD, KRW, IDR, INR, MYR, THB, PHP, and CNY.

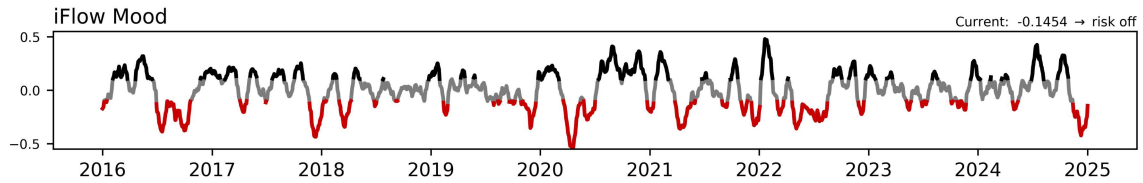
Fixed Income:

- **G10:** Moderate purchases of Canada with light purchases of Great Britain, Australia, and Eurozone; Moderate sales of the United States with light sales of New Zealand.
- **LatAm:** Light purchases of Argentina, Mexico, and Chile.
- **EMEA:** Light sales of Poland, Hungary, and South Africa.
- **APAC:** Moderate purchases of India with light purchases of Philippines; Light sales of Singapore, Hong Kong, Thailand, Malaysia, Indonesia and China.

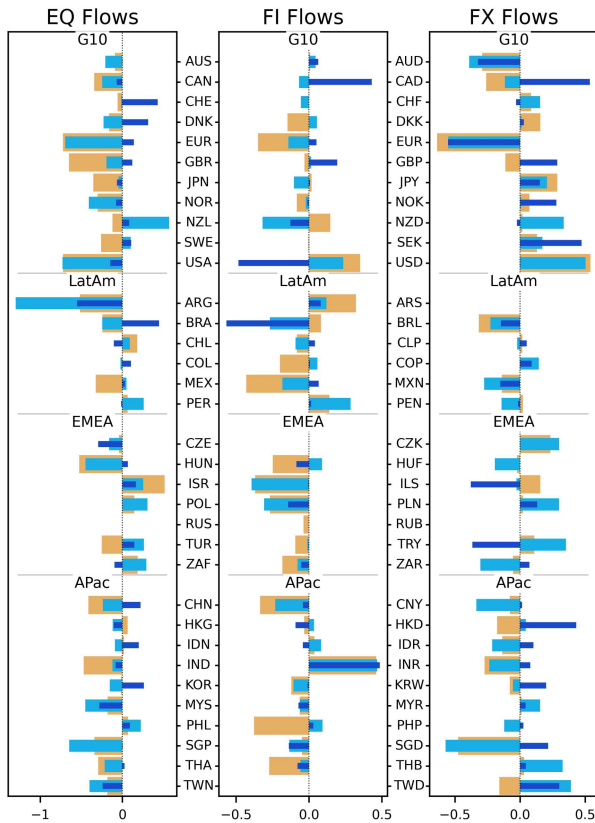
Equities:

- **Global Sectors:** Light selling of Comm Services, Financials and Information Technology. Moderate purchases of Health Care with light purchases of Energy, Consumer Staples, and Utilities.
- **Regionally:** Light selling in DM; Light purchasing in EM

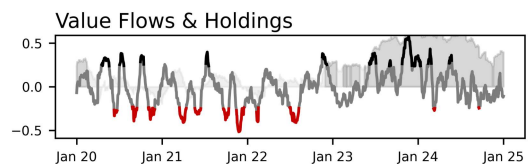
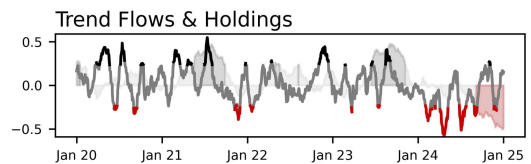
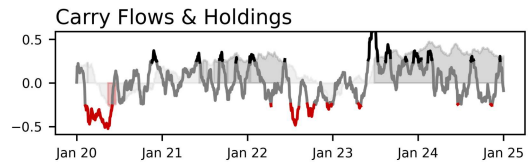
To enlarge iFlow Monitor, please click the image below.



iFlow Mood is the difference between global equity flows & core (Canada, France, Germany Japan, Switzerland, US, UK) short duration flows
 Regimes: **risk on (Mood > 0.1)** **neutral (-0.1 < Mood < 0.1)** **risk off (Mood < -0.1)**

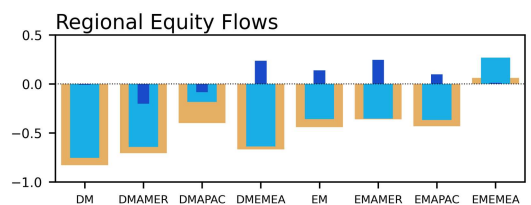
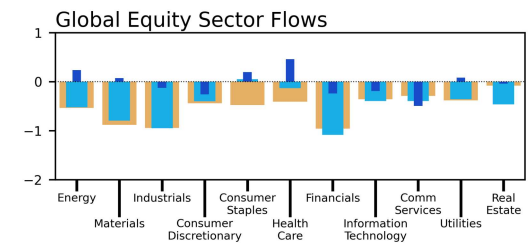


Bar charts: average flow over last **1 week** **1 month** **3 months**
 DM Amer: Canada, United States
 DM EMEA: Austria, Belgium, Denmark, Finland, France, Germany, Ireland, Israel, Italy, Netherlands, Norway, Portugal, Spain, Sweden, Switzerland, United Kingdom
 DM APac: Australia, Hong Kong, Japan, New Zealand, Singapore
 EM Amer: Argentina, Brazil, Chile, Colombia, Mexico, Peru
 EM EMEA: Czech Rep, Egypt, Greece, Hungary, Kuwait, Poland, Qatar, Russia, Saudi Arabia, South Africa, Turkey, United Arab Emirates
 EM APac: China, India, Indonesia, Korea, Malaysia, Pakistan, Philippines, Taiwan, Thailand
 Sources: BNY, MSCI, WM/Refinitiv
 Data as of 2025-01-01



Carry, Trend and Value signals are Spearman rank correlations between 20d flow or holdings & 5y yields, 50d / 200d momentum, & 1m / 3y average BIS Broad REER, respectively

Carry/Trend Significance
 — not significant (p > 0.2)
 — significant & positive
 — significant & negative



Please direct questions or comments to:

iFlow@bny.com

Please find below our Daily Flows update.

The charts at the top show iFlow Mood, a measure of investor preference for stocks or bonds, and two iFlow strategy flow/holdings series, Carry and Trend. High/low Mood readings indicate investor behavior is largely risk seeking/aversion. The strategy charts denote strong/weak flows correlation with each investment style. We add holdings data to each, with grey/red corresponding to statistically significant high/low positioning.

Below the strategy charts, we show normalized aggregate flows of equity, sovereign bond and currencies for 34 economies (bottom right), and global equity flows sector and region (bottom left). The three bars in table show 1 week, 1 month and 3 month average scored flow.

For a detailed explanation of iFlow **Monitor** content see [here](#)

Disclaimer & Disclosures

This email was sent to james.cohen@bnymellon.com, and was sent by The Bank of New York Mellon 240 Greenwich Street, New York NY 10286.

We take our data protection and privacy responsibilities seriously and our privacy notice explains how we collect, use, and share personal information in the course of our business activities. It can be accessed [here](#).

Your [privacy](#) is important to us. You can opt out from receiving future Newsletters by [unsubscribing via this link](#) at any time. You can also select the topics that you want to receive by [managing your preferences](#).

This message was sent from an unmonitored email box. Please do not reply to this message.

[Contact Us](#) | iflow@bny.com

© 2025 The Bank of New York Mellon Corporation. All rights reserved.

This message was sent from an unmonitored email box. Please do not reply to this message.